

CHEMICAL EVOLUTION OF THE GALAXY BASED ON THE OSCILLATORY STAR FORMATION HISTORY

HIROYUKI HIRASHITA¹

Department of Astronomy, Faculty of Science, Kyoto University, Sakyo-ku, Kyoto 606-8502, Japan; hirasita@kustastro.kyoto-u.ac.jp

ANDREAS BURKERT

Max-Planck-Institut für Astronomie, Königstuhl 17, D-69117 Heidelberg, Germany; burkert@mpia-hd.mpg.de

AND

TSUTOMU T. TAKEUCHI²

Division of Particle and Astrophysical Sciences, Nagoya University, Chikusa-ku, Nagoya 464-8602, Japan; takeuchi@u.phys.nagoya-u.ac.jp

Received 2000 October 16; accepted 2001 January 18

ABSTRACT

We model the star formation history (SFH) and the chemical evolution of the Galactic disk by combining an infall model and a limit-cycle model of the interstellar medium (ISM). Recent observations have shown that the SFH of the Galactic disk violently varies or oscillates. We model the oscillatory SFH based on the limit-cycle behavior of the fractional masses of three components of the ISM. The observed period of the oscillation (~ 1 Gyr) is reproduced within the natural parameter range. This means that we can interpret the oscillatory SFH as the limit-cycle behavior of the ISM. We then test the chemical evolution of stars and gas in the framework of the limit-cycle model since the oscillatory behavior of the SFH may cause an oscillatory evolution of the metallicity. We find, however, that the oscillatory behavior of metallicity is not prominent because the metallicity reflects the past integrated SFH. This indicates that the metallicity cannot be used to distinguish an oscillatory SFH from one without oscillations.

Subject headings: galaxies: ISM — Galaxy: abundances — Galaxy: evolution —
Galaxy: stellar content — stars: abundances — stars: formation

1. INTRODUCTION

Revealing the star formation histories (SFHs) of galaxies is essential in understanding the galaxy formation and evolution. The SFH of the Galaxy (Milky Way) is worth studying since a large number of stars are observed individually and the SFH is inferred directly from the age distribution of the stars. The SFH is closely related to the chemical evolution of the Galaxy. For example, the age-metallicity relation (e.g., Pagel 1997) of Galactic stars is generally believed to originate from the chemical enrichment of the Galaxy as a result of star formation.

Eggen, Lynden-Bell, & Sandage (1962) have pioneered the modeling of the Galactic SFH and its chemical evolution. From the correlation between the ultraviolet excess and orbital eccentricity of stars, they have concluded that the Galaxy formed by collapse on a free-fall timescale from a single protogalactic cloud. An alternative picture of halo formation has been proposed by Searle & Zinn (1978). They have argued that the Galactic system formed from the capture of fragments such as dwarf galaxies over a longer timescale than that proposed by Eggen et al. In any case, determining the timescale of the infall of matter and the chemical enrichment is an important issue to resolve the formation history of the Galaxy.

A number of papers have investigated the formation (e.g., Burkert, Truran, & Hensler 1992) and chemical evolution (e.g., Matteucci & François 1989) of the Galaxy and other

spiral galaxies (e.g., Lynden-Bell 1975; Sommer-Larsen 1996). Many models of the SFH of the Galaxy have treated the formation of the Galactic disk through gas infall from the halo. This scenario (the so-called infall model) can be consistent with the age-metallicity relation of the disk stars (e.g., Twarog 1980), if a reasonable SFH is used. Moreover, the infall model provides a physically reasonable way of solving the G-dwarf problem (e.g., Pagel 1997, p. 236), contrary to the closed-box model, which tends to overpredict the number of the low-metallicity stars.

Since stars are formed from interstellar medium (ISM), one of the factors that determine the star formation rate (SFR) is the gas content of galaxies. Indeed, the SFR and the gas density are closely related (Kennicutt 1998). The most commonly used relation is called the Schmidt law (Schmidt 1959). It assumes that $\text{SFR} \propto \rho^n$, where ρ is the gas density and $n = 1-2$. As long as such a law is assumed and the infall of gas occurs continuously as a smooth function of time, the predicted SFH is also a smooth function of time.

Though the “classical” (i.e., *smooth*) infall model is widely accepted, there are observational data that suggest *intermittent* or *oscillatory* star formation activities in spiral galaxies. This means that the SFH is not a smooth function of time. Kennicutt, Tamblyn, & Congdon (1994) have shown that the ratio of present-to-past SFRs in a spiral sample has a significant scatter. More recently, Tomita, Tomita, & Saitō (1996) have analyzed the far-infrared to *B*-band flux ratio f_{FIR}/f_B of 1681 spiral galaxies (see also Devereux & Hameed 1997). The indicator f_{FIR}/f_B represents the ratio between the present SFR and the averaged SFR over the recent gigayears. They have shown an order-of-magnitude spread of f_{FIR}/f_B and suggested a violent temporal variation of the SFR.

¹ Research Fellow of the Japan Society for the Promotion of Science. Current address: Osservatorio Astrofisico di Arcetri, Largo E. Fermi, 5, 50125 Firenze, Italy.

² Current address: Institute of Astronomy, Faculty of Science, University of Tokyo, 2-21-1 Osawa, Mitaka, Tokyo 181-0015, Japan.

The intermittence of the SFH in the Galactic disk is recently suggested by Rocha-Pinto et al. (2000a, hereafter R00). They have provided the SFH of the Galaxy inferred from the stellar age of the solar neighborhood, using 552 late-type stars. The age of each star has been estimated from the chromospheric emission in the H and K lines of Ca II (Soderblom, Duncan, & Johnson 1991). After metallicity-dependent age correction, completeness correction, and scale-height correction,³ they have derived the age distribution of the stars. Then, after correcting for evolved stars, they have derived the SFH. They have also asserted that their SFH derived from the stars in the solar neighborhood is representative of the SFH in the whole disk since the diffusion timescale of stars is much shorter than the Galactic age. The discussion in this paper is based on Figure 2 of R00. Based on their data, R00 have suggested that the star formation activity of the disk is intermittent or varies violently. Their suggestion has been statistically confirmed by Takeuchi & Hirashita (2000, hereafter TH00), who have also shown that the typical timescale of the variation is 2 Gyr. We note that Hernandez, Valls-Gabaud, & Gilmore (2000) have also found an oscillatory component of the SFH in the solar neighborhood.

Theoretically, the intermittent or oscillatory SFH is easily reproduced if we treat the ISM as a nonlinear open system (Ikeuchi 1988). Ikeuchi & Tomita (1983, hereafter IT83) have considered the ISM as composed of three phases (cold, warm, and hot), as suggested by McKee & Ostriker (1977), and modeled the time evolution of the fractional masses of the three components (see also Habe, Ikeuchi, & Tanaka 1981). Since the mass exchange among the three components is a nonlinear process, the limit-cycle evolution of the fractional masses can emerge (see also Nozakura & Ikeuchi 1984; Scalo & Struck-Marcell 1986; Korchagin, Ryabstev, & Vorobyov 1994). The limit-cycle behavior is supported by Kamaya & Takeuchi (1997), who have interpreted the various levels of the star formation activities in spiral galaxies shown observationally by Tomita et al. (1996) in the framework of the nonlinear open system model. Their interpretation is based on the galaxy-wide limit-cycle behavior of the ISM.

Another interesting topic is the chemical evolution in such a limit-cycle ISM. If the oscillatory SFH is considered, we may find an oscillation in a chemical enrichment process. For example, the age-metallicity relation of the stars in the Galactic disk may scatter because of the oscillation. We will examine quantitatively such a scatter caused by the limit-cycle evolution.

In this paper, we model the oscillatory SFH in the Galactic disk proposed by R00 by combining the infall model and the limit-cycle model. The chemical evolution in the oscillatory SFH is also investigated. This paper is organized as follows. First, in § 2 we model the chemical evolution of the Galactic disk by using the infall model. Then, in § 3 we review the limit-cycle model of ISM. Some results derived from the equations are described in § 4. Finally, we discuss the SFH and the chemical evolution in the limit-cycle ISM in § 5.

2. CHEMICAL EVOLUTION MODEL

The chemical evolution model of the Galactic disk is constructed here. The model is based on the infall model, which

is characterized by the gradual gas infall from the halo. We adopt a one-zone model for simplicity. In other words, the phenomena of the ISM are averaged in space. This simple treatment is advantageous because the response of the chemical evolution on the parameters is easy to examine. When we compare the result with the observational data, however, we should be careful whether the data are averaged or not. We comment on the one-zone approximation in § 3.4.

2.1. Gas and Metal

The changing rates of the gas mass (M_g) and metal mass (M_i , where i denotes the species of the metal; $i = \text{Fe, O, etc.}$) in the Galactic disk are described by a set of differential equations

$$\frac{dM_g}{dt} = -\psi + E + F, \quad (1)$$

$$\frac{dM_i}{dt} = -X_i\psi + E_i + FX_i^f, \quad (2)$$

where ψ is the SFR, E is the total injection rate of gas from stars, F is the rate of gas infall from halo, X_i is the abundance of i (i.e., $X_i \equiv M_i/M_g$), E_i is the injection rate of element i from stars, and X_i^f is the abundance of i in the infall material (see, e.g., Tinsley 1980 for the basic treatment of chemical evolution of galaxies). Introducing X_i^f enables us to treat the infall of pre-enriched gas. An early enrichment in the halo may be important for the initial phase of the disk formation (e.g., Ikuta & Arimoto 1999).

In this paper, we choose two tracers for the metallicity, O and Fe. Almost all the oxygen is produced by high-mass stars, while the iron is produced mainly by Type Ia supernovae (SNe) as well as by high-mass stars. Thus, we include the contribution from Type Ia SNe in our formulation. We adopt the combination of the instantaneous recycling approximation and the delayed production approximation as formulated by Pagel & Tautvaišienė (1995). The evolution of Fe abundance based on a model of Type Ia SN has been considered in Kobayashi et al. (1998). With these approximations, E and E_i at t are expressed by using the SFR as a function of time, $\psi(t)$:

$$E = R_{\text{ins}}\psi(t) + R_{\text{del}}\psi(t - \tau), \quad (3)$$

$$E_i = [R_{\text{ins}}X_i(t) + Y_{i,\text{ins}}]\psi(t) + [R_{\text{del}}X_i(t - \tau) + Y_{i,\text{del}}]\psi(t - \tau), \quad (4)$$

where R and Y_i are the returned fraction of gas from stars and the fractional mass of the newly formed element i , respectively, and the subscripts “ins” and “del” denote the instantaneous recycling and delayed production parts, respectively. The delay time τ is set to 1.3 Gyr, according to § 3 of Pagel & Tautvaišienė (1995).

We assume that the disk begins to form at $t = 0$. Its age is assumed to be 15 Gyr. When $t - \tau < 0$, all the functions for which arguments depend on $(t - \tau)$ are set to zero; for example, $\psi(t - \tau) = 0$ when $t < \tau$. The initial condition is summarized in § 3.5.

With the above expressions (eqs. [3] and [4]), equation (1) becomes

$$\frac{dM_g}{dt} = -(1 - R_{\text{ins}})\psi(t) + R_{\text{del}}\psi(t - \tau) + F(t), \quad (5)$$

³ The scale height is dependent on the age of stars.

and the combination of equations (2) and (5) leads to

$$M_g \frac{dX_i}{dt} = Y_{i,\text{ins}} \psi(t) + Y_{i,\text{del}} \psi(t - \tau) + R_{\text{del}} \psi(t - \tau) \\ \times [X_i(t - \tau) - X_i(t)] - F(t)[X_i(t) - X_i^f]. \quad (6)$$

2.2. Infall Rate of Gas

For the infall rate F , we follow TH00. They assumed an exponential form for the infall rate:

$$F(t) = \frac{M_0}{t_{\text{in}}} \exp(-t/t_{\text{in}}), \quad (7)$$

where M_0 indicates the total mass that can fall into the galaxy. In other words,

$$\int_0^\infty F(t) dt = M_0. \quad (8)$$

Normalizing equation (5) by M_0 leads to

$$\frac{df_g}{dt} = -(1 - R_{\text{ins}}) \tilde{\psi}(t) + R_{\text{del}} \tilde{\psi}(t - \tau) + \frac{1}{t_{\text{in}}} \exp(-t/t_{\text{in}}), \quad (9)$$

where

$$f_g \equiv \frac{M_g}{M_0} \quad \text{and} \quad \tilde{\psi} \equiv \frac{\psi}{M_0}. \quad (10)$$

Equation (6) is also normalized by M_0 as

$$f_g \frac{dX_i}{dt} = Y_{i,\text{ins}} \tilde{\psi}(t) + Y_{i,\text{del}} \tilde{\psi}(t - \tau) \\ + R_{\text{del}} \tilde{\psi}(t - \tau) [X_i(t - \tau) - X_i(t)] \\ - \frac{X_i(t) - X_i^f}{t_{\text{in}}} \exp(-t/t_{\text{in}}). \quad (11)$$

2.3. Star Formation Law

In order to include the three-phase model of the ISM composed of cold, warm, and hot components, we modify the Schmidt law with the index $n = 1$ (Schmidt 1959) as

$$\psi = M_g X_{\text{cold}}/t_*, \quad (12)$$

where X_{cold} is the mass ratio of the cold component to the total gas mass (M_g), and t_* is the timescale of the cold-gas consumption to form stars. In other words, we consider that stars are formed from cold clouds on a gas consumption timescale of t_* . The time evolution of X_{cold} will be modeled based on IT83, which treated the ISM as a nonlinear open system, in § 3. Equation (12) is equivalent to

$$\tilde{\psi} = f_g X_{\text{cold}}/t_*. \quad (13)$$

2.4. Choice of the Parameters of the Chemical Evolution

According to Pagel & Tautvaišienė (1995), we choose the fractional masses of newly formed elements (see eq. [4]) as follows: $Y_{\text{O,ins}}/X_{\text{O}\odot} = 0.70$, $Y_{\text{O,del}}/X_{\text{O}\odot} = 0.0$, $Y_{\text{Fe,ins}}/X_{\text{Fe}\odot} = 0.28$, and $Y_{\text{Fe,del}}/X_{\text{Fe}\odot} = 0.42$, where the subscript \odot indicates the solar value. They explained the observed

metallicity of Galactic stars along with an infall model. For the abundances in the inflow gas, we examine two cases: one is the primordial case, $(X_{\text{Fe}}^f/X_{\text{Fe}\odot}, X_{\text{O}}^f/X_{\text{O}\odot}) = (0, 0)$; the other is the pre-enriched case, $(X_{\text{Fe}}^f/X_{\text{Fe}\odot}, X_{\text{O}}^f/X_{\text{O}\odot}) = (0.1, 0.25)$.⁴ The parameter in the delayed production approximation, τ , is set as $\tau = 1.3$ Gyr. The returned fractions of gas, R_{ins} and R_{del} , are determined as follows: $R_{\text{ins}} = 0.16$, and $R_{\text{del}} = 0.13$. The details about these values are described in Appendix A. We will determine t_* and t_{in} in § 3.2.

3. LIMIT-CYCLE MODEL OF THE ISM

We model the oscillatory behavior of the Galactic SFH proposed by R00. IT83 have shown that an oscillatory behavior of the fractional masses of three components (cold, warm, and hot) emerges if one considers the ISM to be a nonlinear open system. An introduction and details concerning nonlinear open systems are found in Nicolis & Prigogine (1977). We adopt the model by IT83 to explain the oscillatory SFH by R00.

As long as the infall timescale (t_{in}) is much longer than the oscillatory timescale, the effect of the infall on the limit-cycle evolution is not significant. Indeed, as shown in Table 1, for the present case, the case where $t_{\text{in}} \geq 9$ Gyr, which is much longer than the period of oscillation proposed by R00 (~ 1 Gyr; see also TH00). Thus, we can apply the original model by IT83, which did not include the effect of infall.

3.1. Model Equations

We review the model by IT83. This model is used to calculate the time evolution of the mass fraction of the three ISM phases (see also § 1). The result is used to calculate the SFR through equation (13).

The ISM is assumed to consist of three components (McKee & Ostriker 1977); the hot rarefied gas ($T \sim 10^6$ K, $n \sim 10^{-3}$ cm⁻³), the warm gas ($T \sim 10^4$ K, $n \sim 10^{-1}$ cm⁻³), and cold clouds ($T \sim 10^2$ K, $n \sim 10$ cm⁻³). The fractional masses of the three components are X_{hot} , X_{warm} , and X_{cold} , respectively. A trivial relation holds:

$$X_{\text{hot}} + X_{\text{warm}} + X_{\text{cold}} = 1. \quad (14)$$

The following three processes are considered (see IT83 and Ikeuchi 1988 for the details): (1) the sweeping of a warm gas into a cold component at the rate of aX_{warm} ($a \sim 5 \times 10^{-8}$ yr⁻¹); (2) the evaporation of cold clouds embedded in a hot gas at the rate of $bX_{\text{cold}}X_{\text{hot}}^2$ ($b \sim 10^{-7}$ – 10^{-8} yr⁻¹); (3) the radiative cooling of a hot gas through collisions with a warm gas at the rate of $cX_{\text{warm}}X_{\text{hot}}$ ($c \sim 10^{-6}$ – 10^{-7} yr⁻¹). Writing down the rate equations and using equation (14),

⁴ This means that $[\text{Fe}/\text{H}] = -1$ and $[\text{O}/\text{Fe}] = 0.4$ in the inflow material. We note $[\text{Fe}/\text{H}] = \log(X_{\text{Fe}}/X_{\text{Fe}\odot})$, $[\text{O}/\text{H}] = \log(X_{\text{O}}/X_{\text{O}\odot})$, and $[\text{O}/\text{Fe}] = \log(X_{\text{O}}/X_{\text{O}\odot}) - \log(X_{\text{Fe}}/X_{\text{Fe}\odot})$.

TABLE 1
EXAMINED PARAMETERS

Model	t_{sf} (Gyr)	t_* (Gyr)	t_{in} (Gyr)
A.....	6.0	3.9	23
B.....	11	7.2	12
C.....	15	9.8	9

we obtain

$$\frac{dX_{\text{cold}}}{d\tau} = -BX_{\text{cold}}X_{\text{hot}}^2 + A(1 - X_{\text{cold}} - X_{\text{hot}}), \quad (15)$$

$$\frac{dX_{\text{hot}}}{d\tau} = -X_{\text{hot}}(1 - X_{\text{cold}} - X_{\text{hot}}) + BX_{\text{cold}}X_{\text{hot}}^2, \quad (16)$$

where $\tau \equiv ct$, $A \equiv a/c$, and $B \equiv b/c$.

The solutions of equations (15) and (16) are classified into the following three types, according to the values of A and B (IT83):

1. $A > 1$: all orbits in the $(X_{\text{cold}}, X_{\text{hot}})$ -plane reduce to the node $(0, 1)$;
2. $A < 1$ and $B > B_{\text{cr}}$: all orbits reduce to a stable focus $[(1 - A)/(AB + 1), A]$;
3. $A < 1$ and $B < B_{\text{cr}}$: all orbits converge on a limit-cycle orbit,

where $B_{\text{cr}} \equiv (1 - 2A)/A^2$. Apparently, case 3 is important in the interpretation of the oscillatory SFH shown in R00. Thus, we choose the parameters that satisfy case 3, as will be described in the next subsection.

3.2. Choice of Parameters of the Limit-Cycle Model

Since the timescale of the variation of SFR derived by R00 is ~ 1 Gyr (see also TH00), we first investigate whether the period of the limit cycle can be the order of 1 Gyr. Indeed, a gigayear timescale cycle is possible in the natural parameter range. According to Figure 3 of IT83, the period can be $\sim 10^2/c$ when we choose $A = 0.3$ and $A = 0.5$. Since $1/c$ is of the order of $\sim 10^6$ – 10^7 yr, $10^2/c \sim 1$ Gyr is possible. Thus, we choose $A = 0.3$ or $A = 0.5$ and $1/c = 10^7$ yr to demonstrate the gigayear-scale oscillation of the Galactic SFH. The subsequent discussions are unchanged if we adopt another set of the parameters that satisfies the oscillation period of ~ 1 Gyr.

Here we confirm that the adopted parameters are within the reasonable range of the physical properties of the ISM in the Galactic disk. First, IT83 estimated a from the SN rate and the maximum radius of an SN remnant (SNR) and obtained $a \simeq 5 \times 10^{-8}$ yr $^{-1}$. Next, we estimate b as the reciprocal of the evaporation timescale of a cold cloud. The evaporation timescale estimated in Hirashita (2000a) may be applicable in the present case and we obtain $b \simeq 10^{-7}$ yr $^{-1}$. Finally, c is estimated from the collision rate of a cold cloud with SNRs. The collision rate t_{col} is estimated as $t_{\text{col}} \simeq (\pi R_{\text{SNR}}^2 n_{\text{SNR}} v)^{-1}$, where R_{SNR} is the typical size of an SNR, n_{SNR} is the number density of SNRs in the interstellar space, and v is the typical relative velocity between an SNR and a cloud. If we put $R_{\text{SNR}} = 50$ pc, $n_{\text{SNR}} = 10^{-6}$ pc $^{-3}$,⁵ and $v = 100$ km s $^{-1}$, we obtain $t_{\text{col}} \simeq 10^7$ yr. This means that $c \simeq t_{\text{col}}^{-1} \simeq 10^{-7}$ yr $^{-1}$. $A = 0.3$ and $B = 0.5$ are easily satisfied if we assume, for example, $a = 6 \times 10^{-8}$ yr, $b = 10^{-7}$ yr, and $c = 2 \times 10^{-7}$ yr, all of which are consistent with the above order-of-magnitude estimates.

TH00 adopted a star formation law $\tilde{\psi} = f_g/t_{\text{sf}}$ and did not consider the effect of a multicomponent medium with phase changes. To use their choices of the parameter values A and $1/c$, we must relate their t_{sf} (the timescale in the classical smooth infall model) to our t_* (the one in the oscillatory

infall model). This is achieved by averaging the gas consumption rate defined as $\tilde{\psi}/f_g = X_{\text{cold}}/t_*$ (eq. [12]) over the whole galactic age in which the oscillatory part of the efficiency is smoothed out and becomes $1/t_{\text{sf}}$. In other words,

$$\langle \tilde{\psi}/f_g \rangle = \langle X_{\text{cold}} \rangle / t_* = 1/t_{\text{sf}}, \quad (17)$$

where $\langle \cdot \rangle$ indicates the time average of the quantity over the Galactic history ($0 < t < 15$ Gyr). Since $X_{\text{cold}} = 0.65$ for $(A, B) = (0.3, 0.5)$ (Appendix B), $t_* = 0.65t_{\text{sf}}$. Following TH00, we examine the three sets of $(t_{\text{sf}}, t_{\text{in}})$ as summarized in Table 1. They determined the parameters by fitting their infall model to the observed SFH proposed by R00. All three models provide an almost identical SFH and reproduce the smoothed trend of the SFH (TH00). Thus, it is meaningful to examine all three cases. However, model A gives an infall timescale much larger than that in, e.g., Matteucci & François (1989), although they assumed the same time dependence of infall as used in this paper. This long timescale indicates that the infall rate is almost constant over the history of the Galactic disk. We note that model A predicts the highest metallicity of the three models (§ 4).

3.3. Treatment of the Delayed Production

Here we should comment on the delayed production approximation. It assumes that all the delayed production at t is determined by the SFR at $t - \tau$. In reality, τ differs among Type Ia SNe. Thus, the delayed production is determined by the averaged SFR around $t - \tau$. Expecting that the lifetimes of Type Ia progenitors are comparable to, or longer than, 1 Gyr (\sim the period of the SFR oscillation in the Galaxy), the averaged SFR around $t - \tau$ is described as $M_g(t - \tau) \langle X_{\text{cold}} \rangle / t_* = M_g(t - \tau) / t_{\text{sf}}$, where $M_g(t - \tau)$ is the gas mass at $t - \tau$ and equation (17) is used. Thus, we hereafter assume that

$$\tilde{\psi}(t - \tau) = \frac{f_g(t - \tau)}{t_{\text{sf}}}. \quad (18)$$

3.4. Comment on One-Zone Treatment

Following IT83, the structure of a model galaxy is approximated by one zone. The simplicity of the one-zone approximation gives the advantage that the background physical processes are easy to see. In this subsection, we discuss the one-zone treatment.

Habe et al. (1981) stated in their § 7 that for the one-zone assumption to be acceptable it is necessary that the mean distance between supernova remnants (SNRs) be less than 100 pc if the values of a characteristic lifetime of SNRs of $\tau_{\text{lif}} \sim 10^7$ yr and a mean expansion velocity of 10 km s $^{-1}$ are adopted. This is because the SNRs should affect the whole disk for the one-zone treatment. A distance of less than 100 pc means that there are $N \sim 10^4$ SNRs in a galaxy disk, if the disk size of 10 kpc is assumed. This number is reasonable if SNe occur every 10^3 yr ($\tau_{\text{lif}}/N \sim 10^7$ [yr]/ 10^4). Considering that the SN rate in a spiral galaxy is typically 1/100–1/50 yr $^{-1}$ (Cappellaro et al. 1993), the mean distance between SNRs is less than 100 pc even if 10–20 massive stars are clustered in a region.

The information of a place can travel over a distance of $c_{s,\text{eff}} t_{\text{cyc}}$ in one period of the limit cycle, where $c_{s,\text{eff}}$ is the effective sound speed in the ISM and t_{cyc} is the oscillatory period. Estimating these quantities as $c_{s,\text{eff}} \sim 10$ km s $^{-1}$ (a typical velocity dispersion in the interstellar space) and

⁵ The values of R_{SNR} and n_{SNR} are estimated according to Ikeuchi & Tomita (1983). We assume that the typical lifetime of an SNR is 10^7 yr.

$t_{\text{cyc}} \sim 1$ Gyr, we obtain $c_{s,\text{eff}} t_{\text{cyc}} = 10$ kpc. Thus, the information of the limit-cycle behavior can propagate over the whole disk. Thus, the assumption of the limit-cycle behavior over the whole disk may be good. In this paper, as a first step, we treat the model galaxy as being a one-zone object. Here we should note that the gas transport in the radial direction is difficult if we consider the angular momentum conservation. This difficulty may be a cause of the radial gradient of the metallicity and the gas-to-star fraction in spiral galaxies.

The above discussions are not a satisfactory “proof” for the limit-cycle oscillation on the scale of the whole Galactic disk. (But it is important that it is not rejected.) At present, thus, the cyclic star formation over the whole disk is an assumption that easily explains the variation of the star formation activity observed in the solar neighborhood by R00. We note that it also explains the variety of the star formation activity of spiral galaxies (Kamaya & Takeuchi 1997). Hence, in this paper, we base our discussion on the limit-cycle behavior on a whole-disk scale.

When we compare our result with the observational data, we should carefully consider to what extent the data is averaged. The range of Galactocentric radii that enter in the average depends on the age. Considering that the diffusion of stellar orbits on a scale of 1 kpc occurs in 0.2 Gyr (Wielen 1977), it is reasonable to assume that the observational quantities are averaged on a scale of more than 1 kpc. Thus, as a first step, we adopt the one-zone treatment for the Galactic disk to see the chemical evolution in an oscillatory SFH. We should extend our model to multizone treatment, as have Chiappini, Matteucci, & Gratton (1997) (see also Romano et al. 2000 for a recent work), in the future. Observationally, the formalism in Meusinger (1991) may be useful in order to link the global observed SFH with the SFH in different Galactocentric annuli.

3.5. Initial Conditions

The initial condition is set as follows: $X_{\text{O}}(t=0) = 0$, $X_{\text{Fe}}(t=0) = 0$, $f_g(t=0) = 0$, $X_{\text{cold}}(t=0) = 0.1$, and $X_{\text{hot}}(t=0) = 0.7$. The convergence to the limit-cycle occurs on the timescale of a few periods. The results, however, are not strongly dependent on the choice of the initial conditions for X_{cold} and X_{hot} .

4. RESULTS

In this section, the results calculated from the equations above are presented. They are compared with the observational data. Before displaying the results, we review the solving processes of the equations. First, the mass fraction of the cold gas, X_{cold} , is calculated by equations (15) and (16). X_{cold} is used to determine the SFR at t through equation (13). As for the delayed contribution expressed in $\dot{\psi}(t - \tau)$, we take into account the scatter of the lifetimes of progenitors of Type Ia SNe (§ 3.3) and assume equation (18). The SFH and the chemical evolution are modeled by the infall model. The evolution of the gas mass normalized by the total available gas mass M_0 is calculated by equations (9). For t_{sf} and t_{in} , we examine three cases listed in Table 1. These three cases are also examined in TH00. The chemical evolution is calculated by equation (11).

4.1. Star Formation History

The SFH calculated by our model is presented in Figure 1a. Since the three models predict almost the same SFH as indicated by TH00, we present only the result of model A in Table 1. We also show the SFH observationally determined by R00 in Figure 1b in order to demonstrate the qualitative similarity between the model prediction and the observation.

4.2. Metallicity Evolution

We test the model with the metallicity data of Galactic stars. Age-metallicity relation, G-dwarf metallicity distribution, and $[\text{Fe}/\text{O}]-[\text{Fe}/\text{H}]$ relation are examined. First of all, we should note that the yields may be uncertain because of the treatment of convection, nuclear reaction rates, mass loss in the asymptotic giant branch phase, etc. If the yields are systematically larger/smaller than assumed in this paper, the metallicities predicted by our model should be systematically larger/smaller. Thus, quantitative agreement by fine-tuning of the parameters might be meaningless. However, the qualitative behavior of the metallicity evolution in the limit-cycle ISM is not altered even if the yield changes.

4.2.1. Age-Metallicity Relation

The age-metallicity relation of stars in the Galactic disk provides us with information on its chemical enrichment

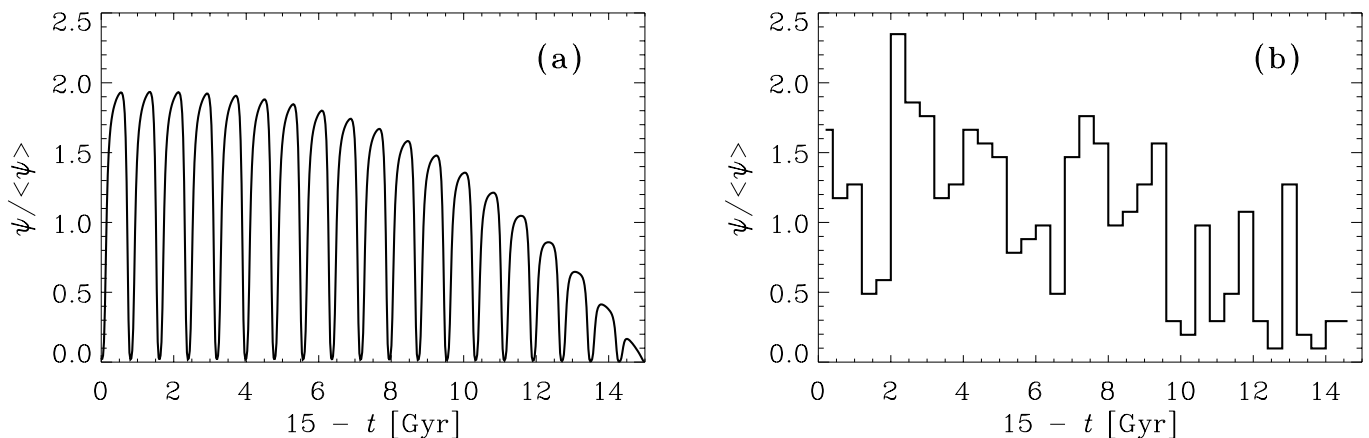


FIG. 1.—(a) Simulated star formation history based on our model. The star formation rate (ψ) as a function of look-back time $[(15 - t)$ Gyr] is normalized with the time-averaged value of ψ ($\langle\psi\rangle$). Since the three models shown in Table 1 result in almost an identical star formation history, only model A is shown. (b) Star formation history derived observationally by R00.

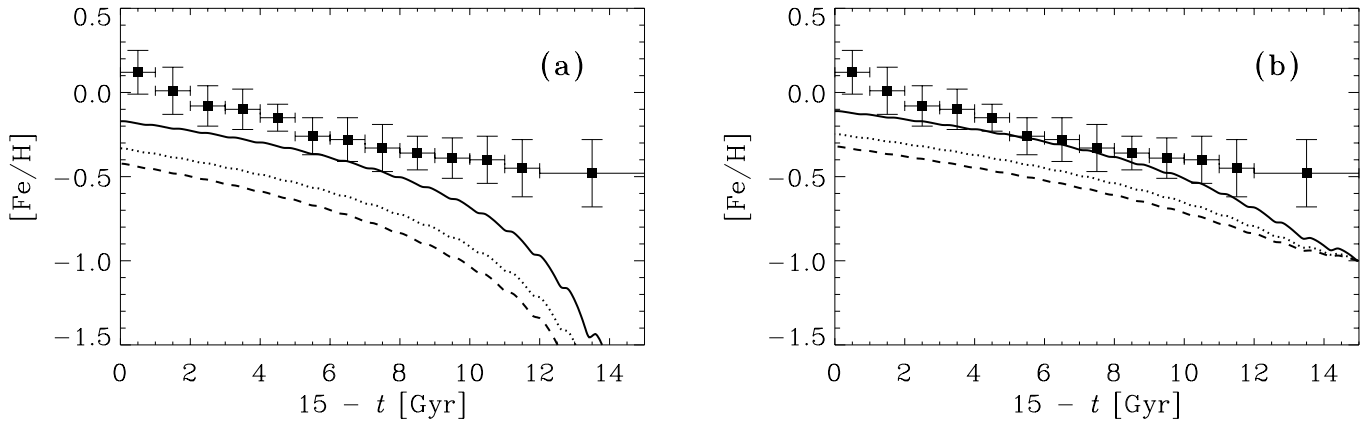


FIG. 2.—Age-metallicity relation of the stars in the solar neighborhood. $[\text{Fe}/\text{H}]$ is used as an indicator for the metallicity. The solid, dotted, and dashed lines represent the results in models A, B, and C, respectively. The squares with error bars indicate the observational data point by Rocha-Pinto et al. (2000b). Abundance in the infalling gas is assumed as (a) $(X_{\text{Fe}}^f/X_{\text{Fe}\odot}, X_{\text{O}}^f/X_{\text{O}\odot}) = (0, 0)$ and (b) $(X_{\text{Fe}}^f/X_{\text{Fe}\odot}, X_{\text{O}}^f/X_{\text{O}\odot}) = (0.1, 0.25)$.

history. Thus, our model is worth testing by using the age-metallicity relation of the stars in the solar neighborhood. The sample is provided by Rocha-Pinto et al. (2000b), which used the same sample as R00.

First, we examine the case where the infall gas is of primordial abundance [i.e., $(X_{\text{Fe}}^f/X_{\text{Fe}\odot}, X_{\text{O}}^f/X_{\text{O}\odot}) = (0, 0)$]. The age-metallicity relation predicted by our model is shown in Figure 2a. The solid, dotted, and dashed lines represent the results in models A, B, and C, respectively. We also present the observational data of the age-metallicity relation by Rocha-Pinto et al. (2000b) (see their Table 3). Model A predicts the highest present metallicity since its short gas consumption timescale leads to the most efficient chemical enrichment. Even in model A, however, the discrepancy between the model prediction and data is significant in the low-metallicity range. Rocha-Pinto et al. (2000b) noted the high initial metallicity of the disk and attributed it to the pre-enrichment of the gas before the formation of the first stars in the disk. They also have shown that the age-metallicity relation determined from the chromospheric age can deviate upward (i.e., metallicity is overestimated) for larger ages from the real relation because of the uncertainty in the age estimation. Thus, we also examine the case in which the infalling gas is enriched with metal [$(X_{\text{Fe}}^f/X_{\text{Fe}\odot}, X_{\text{O}}^f/X_{\text{O}\odot}) = (0.1, 0.25)$]. The result is shown in Figure 2b. We see that the discrepancy between the model prediction and the observational data is reduced. From the viewpoint of modeling, the yield is also uncertain. Thus, we do not try any fine-tuning of the age-metallicity relation.

Despite such uncertainty, we can discuss the qualitative behavior of the age-metallicity relation. The amplitude of the oscillation of metallicity is smaller than the typical scatter of the observed data points (~ 0.3 dex). The small amplitude is natural because metallicity is determined by the entire past history of star formation, and thus the present oscillatory star formation does not significantly contribute to the metallicity.

Rocha-Pinto et al.’s data shown in Figure 2 seem to show a recent increase in $[\text{Fe}/\text{H}]$. The pre-enriched infall cannot solve this increase since the infalling gas has too low a metallicity. However, we should carefully examine whether the most recent data point in Figure 2 represents the SFH of the entire Galactic disk, because if the recent chemical enrichment rate in the solar neighborhood is significantly

higher than that in the whole Galaxy, the most recent data point would naturally show a systematically higher metallicity. Moreover, data sets shown by other authors do not necessarily show such an increase in the recent metallicity (e.g., Twarog 1980). It is necessary to analyze the observational data further before we construct a theoretical model for the recent $[15 - t \lesssim 1$ (Gyr)] increase in metallicity.

We can expect that the oscillation behavior is more prominent for oxygen than for iron, because all the oxygen is produced from the “instantaneous” part (i.e., $Y_{\text{O,ins}} \gg Y_{\text{O,del}}$). We present the result for the case of pre-enriched infall [i.e., $(X_{\text{Fe}}^f/X_{\text{Fe}\odot}, X_{\text{O}}^f/X_{\text{O}\odot}) = (0.1, 0.25)$] in Figure 3. Indeed, the amplitude of the oscillation is larger than Figure 2b. However, the oscillation would not explain the scatter of the oxygen abundance of the stars in the Galactic disk.

4.2.2. Metallicity Distribution

The G-dwarf metallicity distribution is also tested along with our model since the primary motivation for the infall model is to solve the G-dwarf problem (e.g., Pagel 1997). The probability distribution function $P(\log X_i)$ of the

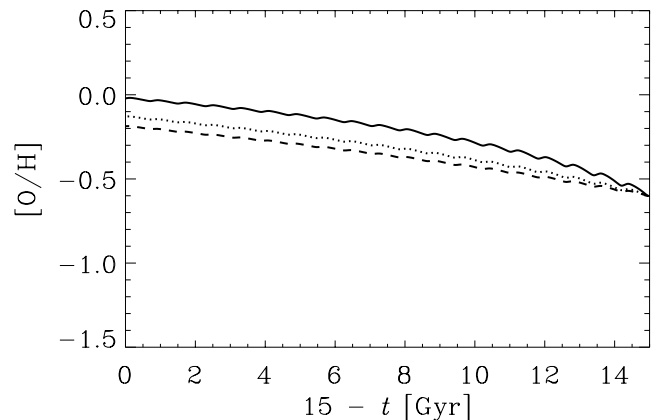


FIG. 3.—Age-metallicity relation of the stars in the solar neighborhood. $[\text{O}/\text{H}]$ is used as an indicator for the metallicity. Solid, dotted, and dashed lines represent results in models A, B, and C, respectively. For the initial enrichment, $(X_{\text{Fe}}^f/X_{\text{Fe}\odot}, X_{\text{O}}^f/X_{\text{O}\odot}) = (0.1, 0.25)$ is assumed.

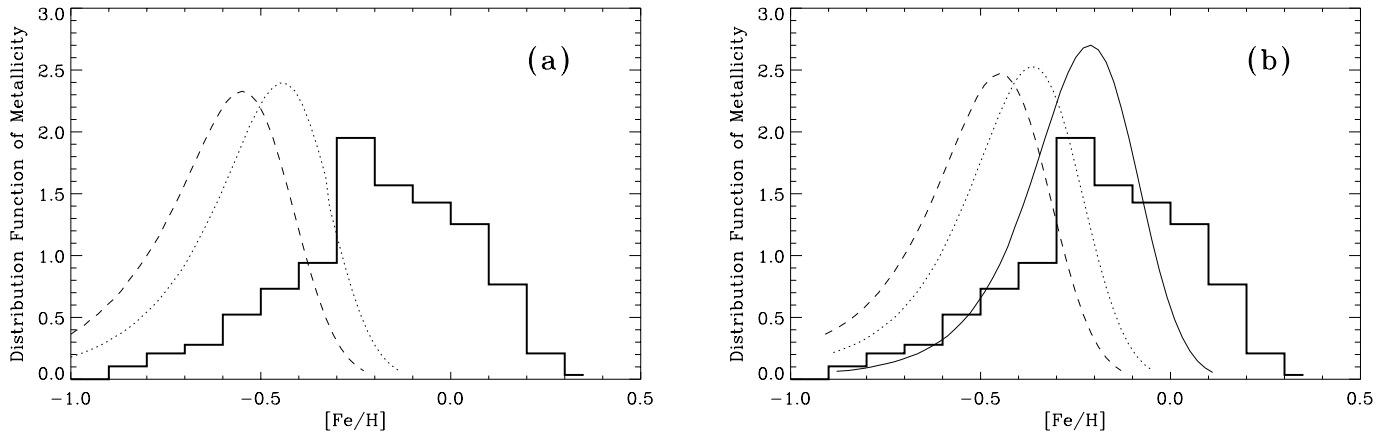


FIG. 4.—Distribution of the G-dwarf metallicity. The histogram shows the data by Rocha-Pinto & Maciel (1996). Solid, dotted, and dashed lines represent results in models A, B, and C, respectively. All distributions are normalized to unity when they are integrated in the whole range of $[\text{Fe}/\text{H}]$. Abundance in the infalling gas is assumed as (a) $(X_{\text{Fe}}^f/X_{\text{Fe}\odot}, X_{\text{O}}^f/X_{\text{O}\odot}) = (0, 0)$ and (b) $(X_{\text{Fe}}^f/X_{\text{Fe}\odot}, X_{\text{O}}^f/X_{\text{O}\odot}) = (0.1, 0.25)$.

metallicity is calculated from our model as

$$P(\log X_i) d \log X_i = C \tilde{\psi} dt, \quad (19)$$

where the constant C is the normalization so that

$$C \int_0^{15 \text{ Gyr}} \tilde{\psi} dt = 1. \quad (20)$$

From equation (19), we obtain the following analytical expression for P :

$$P(\log X_i) = C(\ln 10) \tilde{\psi}(t) X_i(t) \left(\frac{dX_i}{dt} \right)^{-1}, \quad (21)$$

where dX_i/dt is calculated from equation (11). In comparing the distribution function with the observational data, we should take into account the scatter of the data. Here, we simply convolve P with a Gaussian kernel as

$$P_{\text{conv}}(\log X_o) \equiv \int_{-\infty}^{\infty} P(u) \frac{1}{\sqrt{2\pi} \sigma} \exp \left[-\frac{(\log X_o - u)^2}{2 \sigma^2} \right] du, \quad (22)$$

where we adopt $\sigma = 0.1$ to compare with Rocha-Pinto & Maciel (1996). We adopt these data because we would like

to use a sample of G-dwarfs with lifetimes comparable to the age of the universe. In Figure 4, we show P_{conv} as a function of $[\text{Fe}/\text{H}]$. The solid, dotted, and dashed lines represent the result in models A, B, and C, respectively. The histogram shows the data by Rocha-Pinto & Maciel (1996). The two figures (a) and (b) correspond to $(X_{\text{Fe}}^f/X_{\text{Fe}\odot}, X_{\text{O}}^f/X_{\text{O}\odot}) = (0, 0)$ and $(X_{\text{Fe}}^f/X_{\text{Fe}\odot}, X_{\text{O}}^f/X_{\text{O}\odot}) = (0.1, 0.25)$, respectively (same as Figs. 2a and 2b, respectively). We see that model A in Figure 4b seems to be the best of all the models. However, considering the uncertainty in the yields, we do not try any fine-tuning. The excess of the observed number of stars around $[\text{Fe}/\text{H}] \sim 0.0$ is consistent with the data by Rocha-Pinto et al. (2000b). As stated in § 4.2.1, this may be due to the recent significant enrichment in the solar neighborhood.

4.2.3. Evolution of $[\text{Fe}/\text{O}]$

To test the effect of the limit-cycle behavior on the $[\text{Fe}/\text{O}]$ ratio, we examine the relation between $[\text{Fe}/\text{O}]$ and $[\text{Fe}/\text{H}]$. Since the oxygen is produced mainly by stars with short lifetimes, the effect of the limit-cycle ISM is reflected by the time evolution of the oxygen abundance. On the other hand, the iron is also produced by stars with long lifetimes and the information of the oscillation of ISM phase is lost in the iron abundance. Thus, we expect that $[\text{Fe}/\text{O}]$ oscillates as the limit-cycle evolution of ISM.

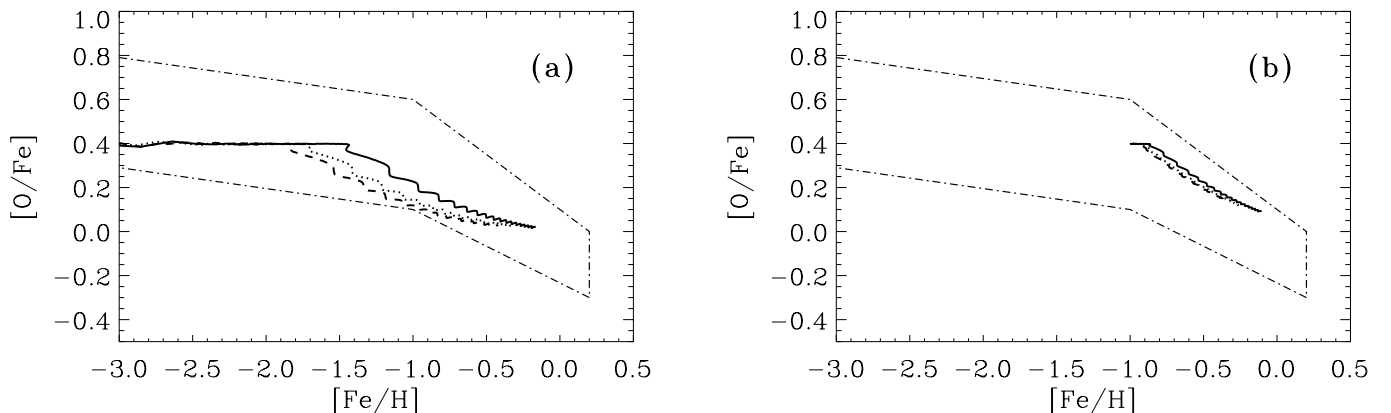


FIG. 5.—Change in $[\text{O}/\text{Fe}]$ against $[\text{Fe}/\text{H}]$. Solid, dotted, and dashed lines represent the results in models A, B, and C, respectively. The dot-dashed line represents the observational data as summarized in Fig. 3 of Kobayashi et al. (1998). Abundance in the infalling gas is assumed as (a) $(X_{\text{Fe}}^f/X_{\text{Fe}\odot}, X_{\text{O}}^f/X_{\text{O}\odot}) = (0, 0)$ and (b) $(X_{\text{Fe}}^f/X_{\text{Fe}\odot}, X_{\text{O}}^f/X_{\text{O}\odot}) = (0.1, 0.25)$.

In Figure 5, we show the $[\text{Fe}/\text{O}]-[\text{Fe}/\text{H}]$ relation. The solid, dotted, and dashed lines represent the results in models A, B, and C, respectively. The two figures (a) and (b) correspond to $(X_{\text{Fe}}^{\text{f}}/X_{\text{Fe}\odot}, X_{\text{O}}^{\text{f}}/X_{\text{O}\odot}) = (0, 0)$ and $(X_{\text{Fe}}^{\text{f}}/X_{\text{Fe}\odot}, X_{\text{O}}^{\text{f}}/X_{\text{O}\odot}) = (0.1, 0.25)$, respectively (same as Figs. 2a and 2b, respectively). Indeed, we see that $[\text{Fe}/\text{O}]$ oscillates. However, the amplitude of the oscillation is not large. This is consistent with the age-metallicity relation (Fig. 2). As mentioned in § 4.2.1, the amount of metallicity reflects the past-integrated SFR; thus, as long as the mass of newly formed stars is not dominated in the total stellar mass, the present oscillation has little influence on the metallicity evolution.

5. DISCUSSIONS

In this paper, we have modeled the oscillatory SFH proposed observationally by R00. Our model is a combination of an infall model developed in the field of chemical evolution and the limit-cycle model proposed by Ikeuchi (1988) and his collaborators. We discuss our result in the following two subsections.

5.1. Limit-Cycle Star Formation History

The oscillatory behavior of the Galactic SFH proposed by R00 is modeled by using the limit-cycle model of SFH. The limit-cycle behavior of the three-phase ISM is suggested by Ikeuchi (1988) and his collaborators. Since the period of a limit-cycle orbit can be ~ 1 Gyr within the framework of Ikeuchi (1988), the Galactic SFH is explained by the limit-cycle model of the ISM.

Recently, Hirashita & Kamaya (2000) have explained the observed scatter of star formation activity of a sample of spiral galaxies by using the limit-cycle model. They provided a consistent modeling that explains the variation in the scatter of star formation activity among the morphological types (Sa–Sc) as shown in Kennicutt et al. (1994). Since the Galaxy is a spiral galaxy, an oscillatory SFH is consistent with the variation of star formation activity seen in other spirals.

Kennicutt et al. (1994) have also presented the ratio of the present SFR to the past averaged SFR (indicated as b there). From Figure 2 of R00, we see that b (denoted as $\text{SFR}/\langle\text{SFR}\rangle$ in R00) can be as large as 2–3 for the Galactic SFH. Since the morphological type of the Galaxy is Sbc (e.g., Binney & Merrifield 1998, p. 171), $b = 2\text{--}3$ is within the range of the Sbc/Sc sample in Kennicutt et al. (1994, their Fig. 6). This consistency implies that the oscillatory SFH may be a common nature for all the spiral galaxies.

5.2. Chemical Evolution in Limit-Cycle ISM

The chemical evolution of the Galaxy has been investigated in the framework of the limit-cycle ISM model. We have found that the amplitude of the oscillatory behavior of the metallicity is smaller than the observed scatter (Figs. 2 and 5). This indicates that the observed scatter is not attributed to the limit-cycle behavior. The scatter might be explained by chemical inhomogeneity in the Galactic disk.

The oscillatory behavior of the metallicity is not prominent because the metallicity reflects all the past SFH. The integrated contribution from all the past SFH smoothes out the oscillatory behavior of SFR. Thus, from the viewpoint of chemical evolution, we conclude that we cannot distinguish between the “smooth” infall model without an

oscillatory behavior and the oscillatory infall model proposed in this paper.

Contrary to the metallicity, the dust-to-gas ratio can show a oscillatory behavior (Hirashita 2000b). This is because the efficiency of the dust formation changes according to phase changes in the gas. Moreover, dust is efficiently destroyed when the mass fraction of the cold gas is small. This oscillation of dust amount may be important for the evolution of infrared luminosity of galaxies.

5.3. Another Possible Mechanism for the Variation of SFR

Rocha-Pinto et al. (2000c) gave some indication that the Magellanic Clouds could play a role in the SFH of the Galaxy. It is meaningful to explore their idea. Since our discussion is based on the limit-cycle behavior inherent in the ISM as stated in § 1, we do not include the external force into our formulation. Fortunately, IT83 have investigated the behavior of the ISM in the presence of such an external force. Thus, we discuss the influence of the Magellanic Clouds based on the discussion in IT83.

If a perturbation of the external force to the limit-cycle ISM exists, both the period and the amplitude of the oscillation are affected. Thus, it is not necessary that the period proper to the ISM is about 1 Gyr. Even in the stable-focus case (§ 3.1), an oscillation emerges. Furthermore, the qualitative behavior can be changed: the system can show a chaotic orbit. Since the observational data do not reject such a chaotic orbit affected by the perturbation of the Magellanic Clouds, the strongly variable SFH of the Galaxy might be caused by the interaction with the Magellanic Clouds. However, we note that the large scatter of the star formation activity of the spiral sample (e.g., Tomita et al. 1996) implies a general oscillatory behavior of ISM in spiral galaxies. This is explained naturally if such an oscillatory behavior is caused by the limit-cycle evolution inherent in the ISM.

Finally, we would like to note that Chiappini et al. (1997) have also considered SFR variation caused by a different mechanism. Their rapidly variable SFR is caused by a density threshold for star formation: They assumed that star formation occurs only if the surface density of the gas exceeds a critical value, while we have assumed no threshold. However, the timescale of the SFR variation in Chiappini et al. is much shorter than 1 Gyr. Although Chiappini et al.’s mechanism may indeed present on a timescale much shorter than 1 Gyr, it is necessary to introduce a mechanism different from that of Chiappini et al. in order to explain the SFR variability presented by R00. Thus, we have proposed a limit-cycle scenario for the SFR in the Galactic disk.

We thank H. Rocha-Pinto, the referee, for invaluable comments and suggestions that improved this paper very much. We are grateful to S. Mineshige and H. Shibai for continuous encouragement, H. Kamaya and A. Ibukiyama for useful comments, and K. Yoshikawa for an excellent computational environment. H. H. was supported by the Research Fellowship of the Japan Society for the Promotion of Science for Young Scientists. A. B. acknowledges the hospitality of the department of astronomy at Kyoto University, where this project was started, and financial support from the Japan Society for the Promotion of Science. We fully utilized NASA’s Astrophysics Data System Abstract Service (ADS).

APPENDIX A

DETERMINATION OF R_{ins} AND R_{del}

R_{ins} and R_{del} are described as

$$R_{\text{ins}} = \int_{m_{l,\text{ins}}}^{m_u} (m - w_m) \phi(m) dm, \quad (\text{A1})$$

$$R_{\text{del}} = \int_{m_{l,\text{del}}}^{m_{l,\text{ins}}} (m - w_m) \phi(m) dm, \quad (\text{A2})$$

where $\phi(m)$ is the initial mass function (IMF), which is normalized so that the integral of $m\phi(m)$ in the full range of the stellar mass ($0.1\text{--}100 M_{\odot}$ in this paper) becomes unity; m_u is the upper mass cut-off of the stellar mass, and we here adopt $m_u = 100 M_{\odot}$; $m_{l,\text{ins}}$ and $m_{l,\text{del}}$ are set as $5 M_{\odot}$ and $1 M_{\odot}$, corresponding to the stellar lifetime of τ (the parameter for the delayed production) and the age of galaxies. If we adopt the Salpeter's IMF [$\phi(m) \propto m^{-2.35}$], we obtain $R_{\text{ins}} = 0.16$ and $R_{\text{del}} = 0.13$.

APPENDIX B

DETERMINATION OF $\langle X_{\text{cold}} \rangle$

The cold gas mass fraction averaged over the Galactic lifetime, $\langle X_{\text{cold}} \rangle$, is used in § 3.2. It is estimated as follows. First, the time evolution of the cold gas is calculated based on the limit-cycle model in § 3 by adopting the parameters as $A = 0.3$, $B = 0.5$, and $1/c = 10^7$ yr. The time evolution of X_{cold} is shown in Figure 6. Next, we estimate $\langle X_{\text{cold}} \rangle$ by averaging $X_{\text{cold}}(t)$ over the Galactic age (T_G) as

$$\langle X_{\text{cold}} \rangle = \frac{1}{T_G} \int_0^{T_G} X_{\text{cold}}(t) dt. \quad (\text{B1})$$

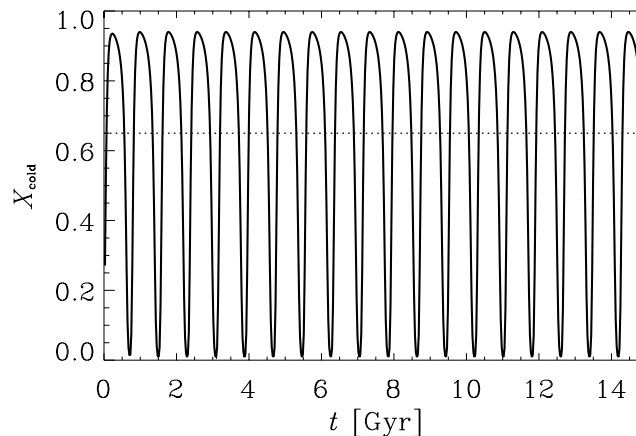


FIG. 6.—Time evolution of the cold gas fraction X_{cold} (solid line). The dotted line represents the time-averaged value of X_{cold} (0.65).

REFERENCES

- Binney, J., & Merrifield, M. 1998, *Galactic Astronomy* (Princeton: Princeton Univ. Press)
- Burkert, A., Truran, J. W., & Hensler, G. 1992, *ApJ*, 391, 651
- Cappellaro, E., Turatto, M., Benetti, S., Tsvetkov, D. Yu., Bartunov, O. S., & Makarova, I. N. 1993, *A&A*, 273, 383
- Chiappini, C., Matteucci, F., & Gratton, R. 1997, *ApJ*, 477, 765
- Devereux, N. A., & Hameed, S. 1997, *AJ*, 113, 599
- Eggen, O. J., Lynden-Bell, D., & Sandage, A. R. 1962, *ApJ*, 136, 748
- Habe, A., Ikeuchi, S., & Tanaka, Y. D. 1981, *PASJ*, 33, 23
- Hernandez, X., Valls-Gebaud, D., & Gilmore, G. 2000, *MNRAS*, 316, 605
- Hirashita, H. 2000a, *PASJ*, 52, 107
- . 2000b, *ApJ*, 531, 693
- Hirashita, H., & Kamaya, H. 2000, *AJ*, 120, 728
- Ikeuchi, S. 1988, *Fundam. Cosmic Phys.*, 12, 255
- Ikeuchi, S., & Tomita, H. 1983, *PASJ*, 35, 77 (IT83)
- Ikuta, C., & Arimoto, N. 1999, *PASJ*, 51, 459
- Kamaya, H., & Takeuchi, T. T. 1997, *PASJ*, 49, 271
- Kennicutt, R. C., Jr. 1998, *ApJ*, 498, 541
- Kennicutt, R. C., Jr., Tamblyn, P., & Congdon, C. W. 1994, *ApJ*, 435, 22
- Kobayashi, C., Tsujimoto, T., Nomoto, K., Hachisu, I., & Kato, M. 1998, *ApJ*, 503, L155
- Korchagin, V. I., Ryabstev, A. D., & Vorobyov, E. I. 1994, *Ap&SS*, 220, 115
- Lynden-Bell, D. 1975, *Vistas in Astronomy*, 19, 299
- Matteucci, F., & François, P. 1989, *MNRAS*, 239, 885
- McKee, C. F., & Ostriker, J. P. 1977, *ApJ*, 218, 148
- Meusinger, H. 1991, *Astron. Nachr.*, 312, 231
- Nicolis, G., & Prigogine, I. 1977, *Self-Organization in Nonequilibrium Systems* (New York: Wiley)
- Nozakura, T., & Ikeuchi, S. 1984, *ApJ*, 279, 40
- Pagel, B. E. J. 1997, *Nucleosynthesis and Chemical Evolution of Galaxies* (Cambridge: Cambridge Univ. Press)
- Pagel, B. E. J., & Tautvaisienė, G. 1995, *MNRAS*, 276, 505
- Rocha-Pinto, H. J., & Maciel, W. J. 1996, *MNRAS*, 279, 447
- Rocha-Pinto, H. J., Maciel, W. J., Scalo, J., & Flynn, C. 2000b, *A&A*, 358, 850

- Rocha-Pinto, H. J., Scalo, J., Maciel, W., & Flynn, C. 2000a, ApJ, 531, L115 (R00)
———. 2000c, A&A, 358, 869
- Romano, D., Matteucci, F., Salucci, P., Chiappini, C. 2000, ApJ, 539, 235
- Scalo, J. M., & Struck-Marcell, C. 1986, ApJ, 301, 77
- Schmidt, M. 1959, ApJ, 129, 243
- Searle, L., & Zinn, R. 1978, ApJ, 225, 357
- Soderblom, D. R., Duncan, D. R., & Johnson, D. R. H. 1991, ApJ, 375, 722
- Sommer-Larsen, J. 1996, ApJ, 457, 118
- Takeuchi, T. T., & Hirashita, H. 2000, ApJ, 540, 217 (TH00)
- Tinsley, B. M. 1980, Fundam. Cosmic Phys., 5, 287
- Tomita, A., Tomita, Y., & Saitō, M. 1996, PASJ, 48, 285
- Twarog, B. A. 1980, ApJ, 242, 242
- Wielen, R. 1977, A&A, 60, 263